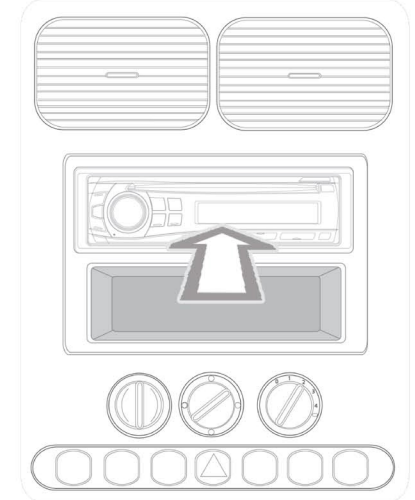
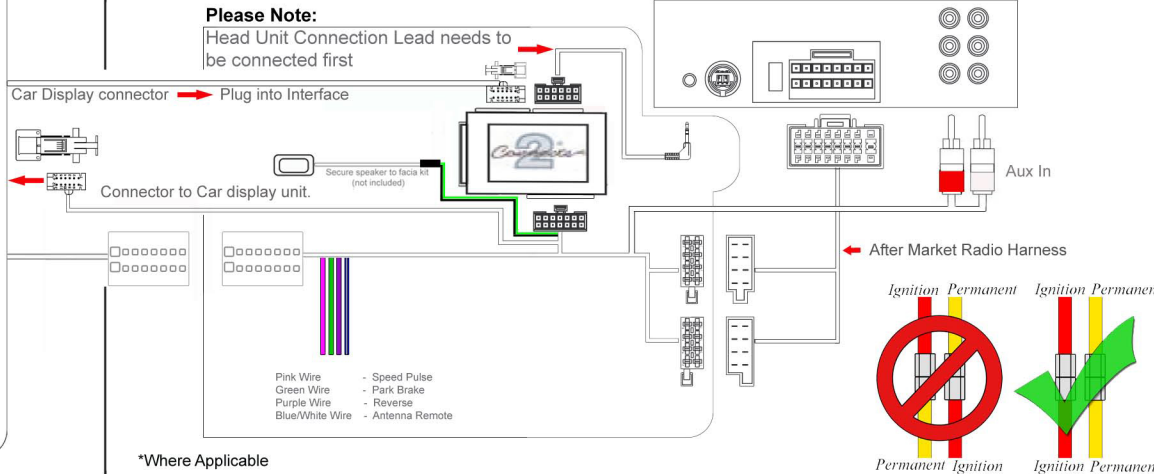
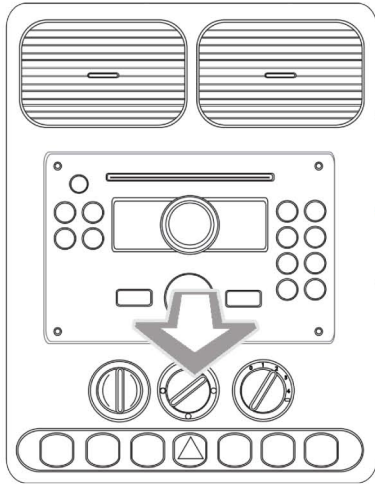


Installation Guide

Part No: CTSFO008.2

Ford Can-Bus Steering Wheel Control Interface



Vehicle Compatibility:

- B-Max 2013>
- C-Max 2011>
- Ecosport 2013>
- Escape 2013>
- Fiesta 2012>
- Focus 2011>
- Kuga 2012>
- Ranger 2012>
- Transit Custom 2013>

Steering Wheel Control Functions



* Note All Dates are guide lines only as specifications of vehicles change

Installation Guide

Part No: CTSFO008.2

Ford Can-Bus Steering Wheel Control Interface

User guide to change the time and date



- 1 - Speech Button
- 2 - Select Right
- 3 - Select up
- 4 - Select left
- 5 - Select down

Single Press (**Button 1**) switches display on .
Press & Hold **Speech Button (button 1)** for 2 seconds this will enable menu mode option.

Press (**Buttons 3/5**) Up/down till clock setting is selected.
Then press (**Button 1**) to confirm.

To Adjust the clock use (**Buttons 3/5**),select the next option use (**Buttons 2/4**).and then press (**Button 1**) to confirm.

Press (**Buttons 3/5**) Up/down till set date is selected
Then press (**Button 1**), to confirm.

To adjust the date use (**Buttons 3/5**) And to select the next option use (**Buttons 2/4**) .press (**Button 1**) to confirm.

When the time and date has been set,
Press the **speech button(Button 1)** once to confirm.

The menu option will time out after 15-20 seconds.

