

KENWOOD

Steering Wheel Remote Control Adaptor

CAW-CH1010

Chrysler Cherokee 10/01 >

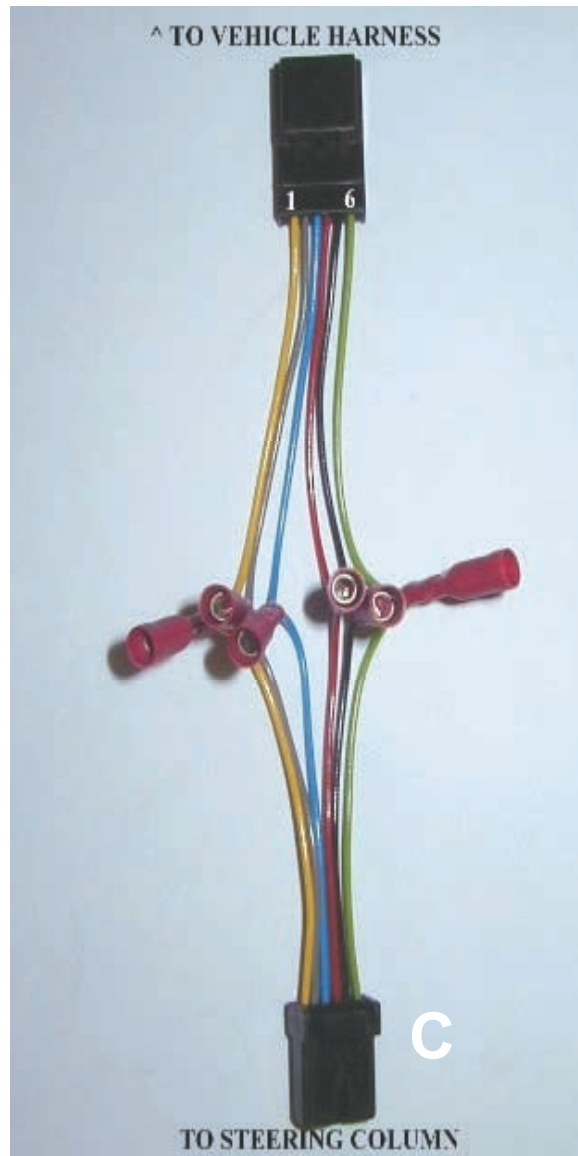
Chrysler Grand Cherokee 1999-05/01

Chrysler Grand Cherokee 05/01-05/05

Chrysler Voyager 2001 >

(Use matrix to connect correctly)

Check for latest updates on:
www.kenwood.eu



How to modify CAW-CH1010 to operate Chrysler Grand Cherokee to May 2001.

- a.) Connect BLUE wire from interface to BLUE wire Pin 3.
- b.) Connect BLACK wire from interface to BLACK wire Pin 5.

How to modify CAW-CH1010 to operate Chrysler Grand Cherokee from May 2001.


- a.) Connect BLUE wire from interface to YELLOW wire Pin 1.
- b.) Connect BLACK wire from interface to GREY wire Pin 2.

How to modify CAW-CH1010 to operate Chrysler Cherokee from Jan. 2002.



- a.) Connect BLUE wire from interface to RED wire Pin 4.
(RED/BLUE IN THE VEHICLE).
- b.) Check BLACK wire is connected to 0v (EARTH)

How to modify CAW-CH1010 to operate Chrysler Voyager from Jan. 2001.

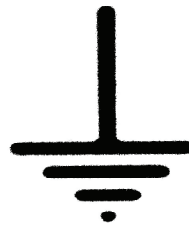

- a.) Connect BLUE wire from interface to GREY wire Pin 2.
- b.) Connect BLACK wire from interface to YELLOW Pin 1.




1




2



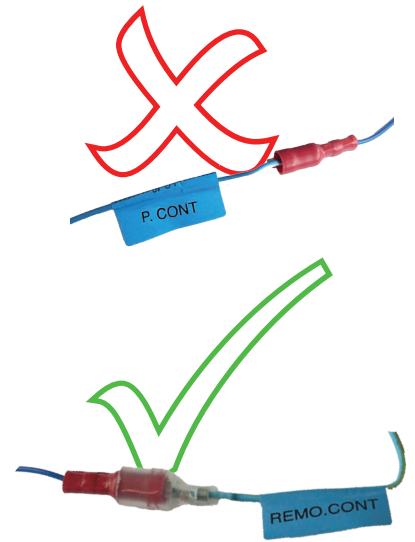

3



4



OR



5



Vehicle Function
Seek +
Seek -
Vol +
Vol -
Preset +
Source

*Functions Given are a general guide, exact functionality may vary with Kenwood Model/Vehicle