


KENWOOD

2-DIN

CAW-1040-11


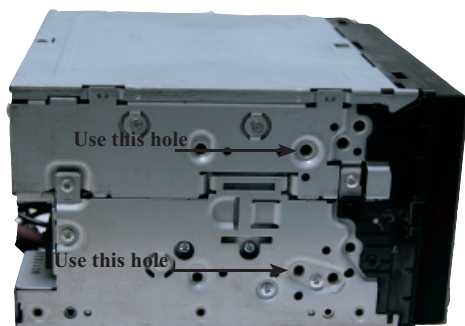
Listen to the Future

Installation manual for:
Peugeot 207 / 307 2007-->
Fiat scudo 2007-->
Peugeot Expert 2007 -->
Citroën Jumpy / C2 / C3 2007-->



Installation kit includes the following items:



- * 1X 2-ISO 110 mm. metal bracket
- * 1X Radio trim
- * 2X Mounting plates
- * 2X Mounting spacers
- * 2X Radio removal keys
- * 4X Screws
- * 2X Cushion



Kenwood DDX6029

We advice to use the following positions.
Other positions are also possible.

Use position 1 marked with a cross.
Use position 5 & 7 marked with an arrow.
Measured from left to right.



Kenwood DDX 7025

We advice to use the following positions.
Other positions are also possible.

Use position 1 marked with a cross.
Use position 14 & 16 marked with an arrow.
Measured from left to right.

* Mount the plates.



Remove radio by using the original radio keys.



Remove the storage bin.



Place the 2-Din metal bracket.



Place the headunit and replace all the panels.

Connect all of the needed wiring harnesses and check the connections carefully.