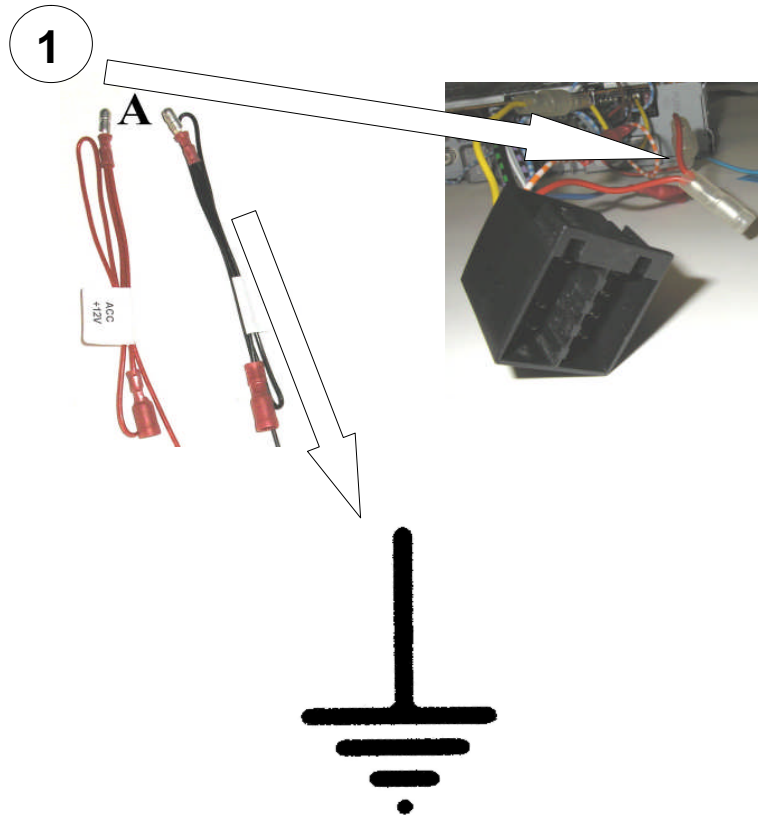
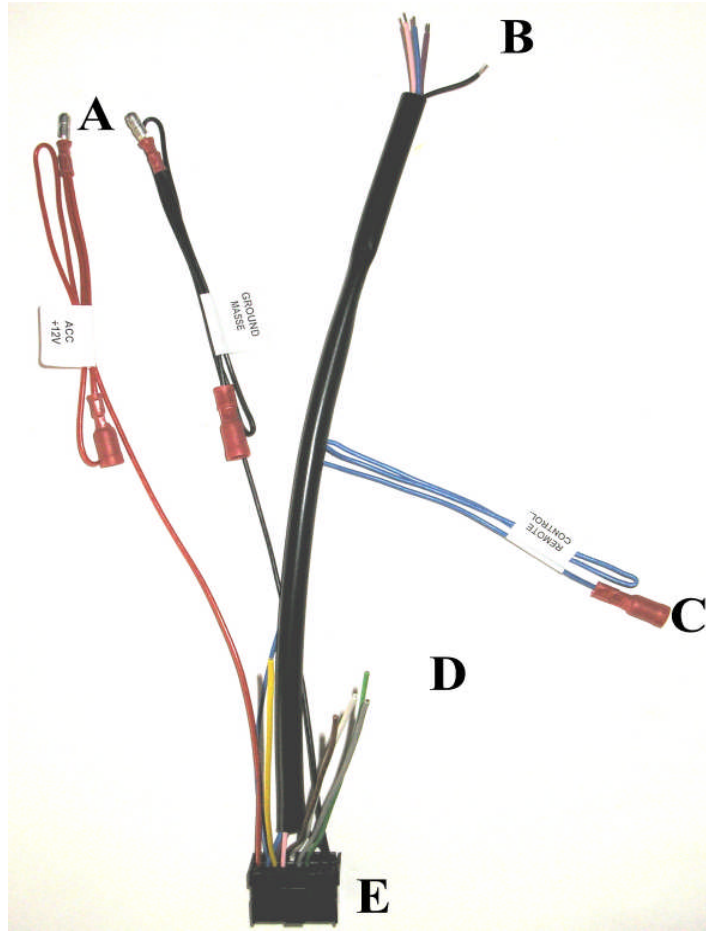


# KENWOOD

ADAPTADOR PARA CONTROL REMOTO DE VOLANTE

**CAW-DY2999**

**Cable Universal para interfase CAW-RL2000**



# CONEXIONES



PIN No.	CABLE
1	TIERRA/ MASA
2	VACIO
3	VACIO
4	VERDE
5	GRIS
6	VACIO
7	ROSA / VOLANTE
8	AMARILLO
9	AZUL / VOLANTE
10	ROJO ACC +12v
11	NEGRO / VOLANTE
12	VACIO
13	VACIO
14	VACIO
15	VACIO
16	BLANCO
17	MARRON
18	VIOLETA / VOLANTE
19	REMOTE CONTROL
20	VACIO

Diagrama 1. CAW-DY2999 conector de 20 vias

Todos los conectores están vistos por la cara opuesta al cableado

2

Alfa Romeo 147 2001 > 2005  
Alfa Romeo 156 2000 > 2005  
Fiat Panda 2006 >

PIN No. 18  
PIN No. 11  
PIN No. 9

EN EL CONECTOR CAW-DY2999 UNIR CABLES 1,4,5,8

2

Honda CRV 2006 > 2007

PIN No. 11  
PIN No. 9

EN EL CONECTOR CAW-DY2999 UNIR CABLES 1,4,8

2

Daewoo / Chevrolet Lacetti, Nubira, Evanda & Rezzo

PIN No. 11  
PIN No. 9

EN EL CONECTOR CAW-DY2999 UNIR CABLES 1,4,5,16,17

2

Chevrolet Captiva

PIN No. 7  
PIN No. 11

EN EL CONECTOR CAW-DY2999 UNIR CABLES 1,5

2

Ford Focus, Focus C-Max, Mondeo, Mazda 3,5,6,RX8

PIN No. 9  
PIN No. 11


Mazda 3,5,6,RX8

PIN No. 9  
PIN No. 11

EN EL CONECTOR CAW-DY2999 UNIR CABLES 1,5,16,17

2


### Honda CIVIC, CRV, FRV, INSIGHT & JAZZ



EN EL CONECTOR CAW-DY2999 UNIR CABLES 1,5,8,16

2

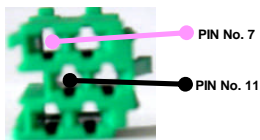
### Hyundai / Kia



EN EL CONECTOR CAW-DY2999 UNIR LOS CABLES 1,16,17

2


### Kia Ceed 2007 >



EN EL CONECTOR CAW-DY2999 UNIR CABLES 1,4

2

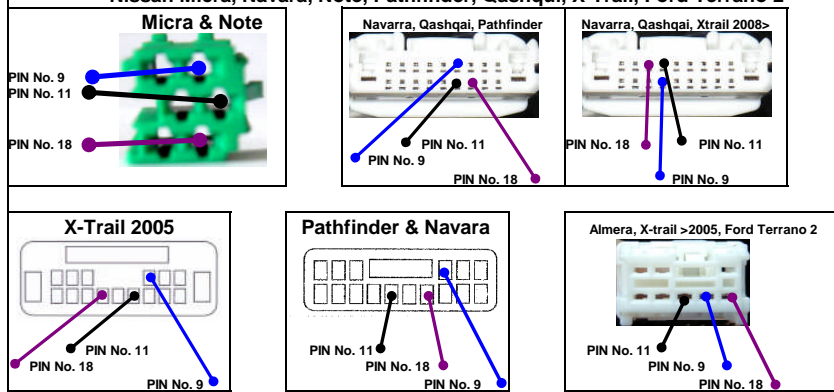
### L/rover Freelander 1998 > 2003 / L/rover Discovery 2001>2004 MG Rover ZR,ZT,ZS 2001 >



EN EL CONECTOR CAW-DY2999 UNIR CABLES 1,5,16

2

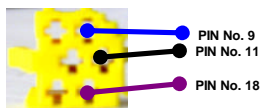
### Nissan Micra, Navara, Note, Pathfinder, Qashqai, X-Trail, Ford Terrano 2



EN EL CONECTOR CAW-DY2999 UNIR CABLES 1,8,16

2

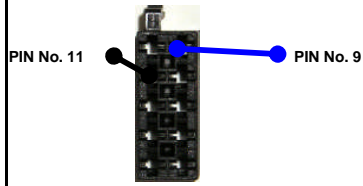
### Peugeot 406, 806 1999 > 00, Expert 1996 > 03, Partner Van 1996 > Citroen Evasion/Synergie III 00 > 02, Xsara II 1999 > 01, Xantia 00 > 02



EN EL CONECTOR CAW-DY2999 UNIR CABLES 1,8

2

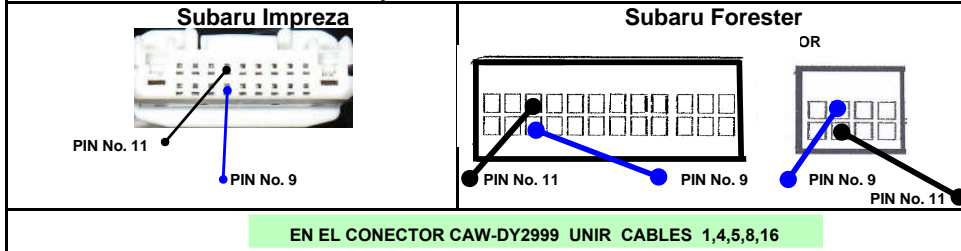
Citroen Xantia 1999 > 2000



EN EL CONECTOR CAW-DY2999 UNIR CABLES 1,4,5,17

2


Subaru Impreza 2008, Subaru Forester .



EN EL CONECTOR CAW-DY2999 UNIR CABLES 1,4,5,8,16

2


Ssangyong Actyon 06>, Kyron 05>, Rexton



EN EL CONECTOR CAW-DY2999 UNIR CABLES 1,4,8,16

2


Suzuki Swift05>, Grand Vitara 05>, SX4 06>, Fiat Sedici 06>



EN EL CONECTOR CAW-DY2999 UNIR CABLES 1,4,5

2

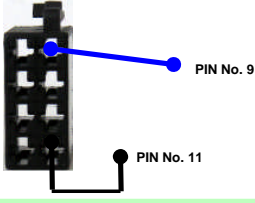
Toyota Avensis 03>, Corolla Verso 03>, Previa 03>, RAV4 03>, Auris 08 >



EN EL CONECTOR CAW-DY2999 UNIR CABLES 1,5,8

2

**OPEL 1999 > 2005**




Astra 99 > 06-2004  
 Corsa > 2005  
 Cavalier/Vectra 1999 > 2003  
 Omega 99 > 2003  
 Zafira 99 > 09-2005

**EN EL CONECTOR CAW-DY2999 UNIR CABLES 1,4,8,16,17**

2


**MITSUBISHI OUTLANDER, PAJERO 2007 >, PEUGEOT 4007 2008>, CITROEN CROSSER 2008>**



**EN EL CONECTOR CAW-DY2999 UNIR CABLES 1,8,16,17**

2

**Fiat MAREA**



**EN EL CONECTOR CAW-DY2999 UNIR CABLES 1,4,16,17**

2

**PEUGEOT 206 4 FUNCTION SWITCH > 2000>**




El conector esta situado debajo del volante.

**EN EL CONECTOR CAW-DY2999 UNIR CABLES 1,8**

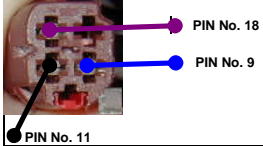
2

**PEUGEOT 206 6 FUNCTION SWITCH 2000 > 02**

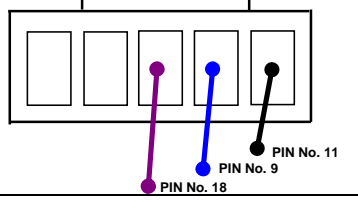


El conector esta situado debajo del volante.

**PEUGEOT 406 99 >**




**CITROEN XSARA 2000 > 02, CITROEN PICASSO 2000>02**






**EN EL CONECTOR CAW-DY2999 UNIR CABLES 1,8**


3



OR



4



**Solución para conexión directa de Remote Control sin utilizar CAW-MD400**

