


• Audi A6 2001-2004

Compatible with these Kenwood double DIN devices

Kenwood Navigation



Double DIN Kit contents

- (1) Metal Frame
- (2) Facia Plate

- Installation Kit (3)
- Trim Frame (4)

Installation Manual Double DIN Kit CAW 2320-13



1. „Audi Navigation Plus“ OEM head unit



2. Use 4 radio release keys to dismount the OEM radio.




3. Remove the OEM radio.





4. Push the metal frame into the fascia plate

Place it on the dashboard. Press the fascia plate, until it snaps in.



(sample)

Mount the metal brackets with the double DIN head unit



(sample)

The position of the copper coloured holder can be adjusted to your needs for perfect fit. (see sample)



5. Connect alle required circuit points and push the double DIN head unit until it snaps in.

Place the trim frame to finish installation.