

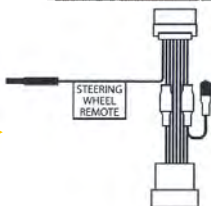

KENWOOD

JVC

CAW-RL2001

Universal Steering Wheel Remote Control Adaptor
Universal-Lenkradfernbedienungsadapter
Interface Universelle pour télécommande au volant d'origine
Interfaccia Universale per comandi al volante d'origine
Interfase Universal para mandos de volante originales

Version 1.0




Please make sure the connection details in the instruction manual of the receiver.

Radio protocol selection procedure

KENWOOD



JVC



Connect Pins 13 & 14


Reset procedure JVC / KENWOOD selection

KENWOOD




Default = KENWOOD

JVC



Connect Pins 13 & 14



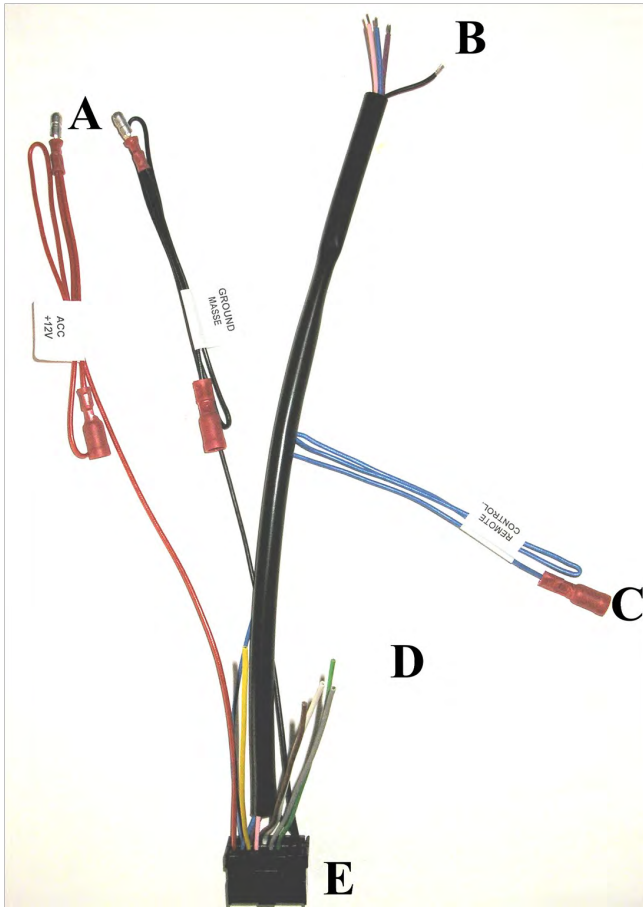
Connect 20 - Way connector

CONNECTIONS

FOR OPEN END & CAW-DY2999 (not included)

ALL THE CONNECTORS ARE VIEWED FROM THE
NON-WIRE ENTRY SIDE.

DO NOT CONNECT THE WIRES PRESENT ON THE CAW-DY2999
CABLE THAT ARE NOT MENTIONED IN THE DIAGRAMS.



A	Power connections (ACC + GND)
B	To OE radio cable (SWRC input)
C	To REMOCON input
D	Protocol selection. See Diagram 1.
E	To CAW-RL2001

CONNECTIONS

FOR OPEN END & CAW-DY2999 (not included)

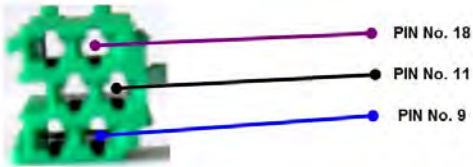


DIAGRAM 1: CAW-DY2999 20-WAY OPEN END CONNECTOR

PIN No.		CABLE
1		GROUND / MASSE
2	EMPTY	
3	EMPTY	
4		GREEN
5		GREY
6	EMPTY	
7		PINK / SWRC
8		YELLOW
9		BLUE / SWRC
10		ACC +12v
11		BLACK / SWRC
12	EMPTY	
13	EMPTY	
14	EMPTY	
15	EMPTY	
16		WHITE
17		BROWN
18		VIOLET / SWRC
19		REMOTE CONTROL
20	EMPTY	

CONNECTORS ARE VIEWED FROM THE NON-WIRE ENTRY SIDE.

Alfa Romeo 147 2001 > 2005
 Alfa Romeo 156 2000 > 2005
 Fiat Panda 2006 >




SEE DIAGRAM 1. LINK TOGETHER PINS 1,4,5,8

Chevrolet Lacetti
 Chevrolet Nubira
 Chevrolet Evanda
 Chevrolet Rezzo



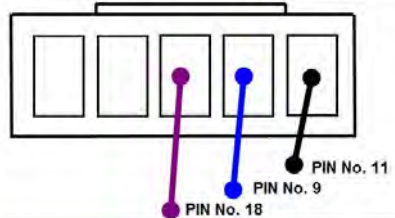
SEE DIAGRAM 1. LINK TOGETHER PINS 1,4,5,16,17

Chevrolet Captiva



SEE DIAGRAM 1. LINK TOGETHER PINS 1,5

Citroen Xsara 2000 > 2002
 Citroen Picasso 2000 > 2002



NOTE:

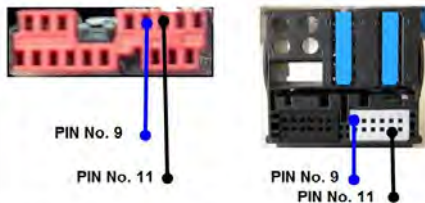
Connector available under the steering wheel
 Der Anschlussstecker befindet sich unter dem Lenkrad
 Le connecteur est disponible sous le volant
 Il connettore è disponibile sotto il volante
 El conector esta situado debajo del volante.
 SEE DIAGRAM 1. LINK TOGETHER PINS 1,8

Citroen Xantia 1999 > 2000



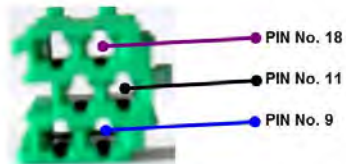
SEE DIAGRAM 1. LINK TOGETHER PINS 1,4,5,17

Ford Focus, C-Max, Mondeo



SEE DIAGRAM 1. LINK TOGETHER PINS 1,5,16,17

Fiat Marea



SEE DIAGRAM 1. LINK TOGETHER PINS 1,4,16,17

CONNECTORS ARE VIEWED FROM THE NON-WIRE ENTRY SIDE.

**Honda CIVIC 2006 >
Honda CRV 2007 > without original Navi**



PIN No. 9 PIN No. 11

SEE DIAGRAM 1. LINK TOGETHER PINS 1,5,8,16

**Honda Jazz >2008
Honda Civic >2006**



PIN No. 9

PIN No. 11

SEE DIAGRAM 1. LINK TOGETHER PINS 1,5,8,16

**Honda Jazz 2008 >
Honda Insight 2009 >**



PIN No. 11 PIN No. 9

SEE DIAGRAM 1. LINK TOGETHER PINS 1,5,8,16

Honda CRV 2006 > 2007



PIN No. 9

PIN No. 11

SEE DIAGRAM 1. LINK TOGETHER PINS 1,4,8

Honda CRV 2007 > With original Navi.



PIN No. 9 PIN No. 11

SEE DIAGRAM 1. LINK TOGETHER PINS 1,5,8,16

Honda FRV



PIN No. 9

PIN No. 11

SEE DIAGRAM 1. LINK TOGETHER PINS 1,5,8,16

**Hyundai Grandeur
Hyundai I30
Kia Carens**



PIN No. 9 PIN No. 11

SEE DIAGRAM 1. LINK TOGETHER PINS 1,16,17

**Hyundai IX35
Kia Sportage 2010 >
Kia Venga 2010 >**



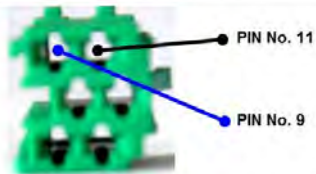
PIN No. 9

PIN No. 11

SEE DIAGRAM 1. LINK TOGETHER PINS 1,16,17

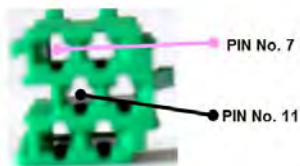
CONNECTORS ARE VIEWED FROM THE NON-WIRE ENTRY SIDE.

Hyundai I20, I30, IX55
Hyundai Tucson
Kia Sorento



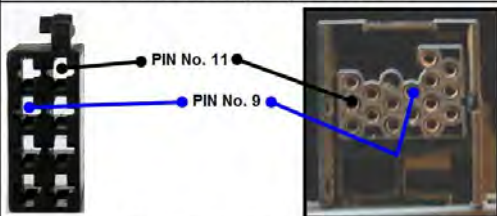
SEE DIAGRAM 1. LINK TOGETHER PINS 1,16,17

Kia Ceed 2007 >




SEE DIAGRAM 1. LINK TOGETHER PINS 1,4,

LandRover Discovery 2001 - 2004
MG Rover ZR, ZT, ZS 2001 >




SEE DIAGRAM 1. LINK TOGETHER PINS 1,5,16

LandRover Freelander 1999 > 2003
Ford Fusion 2002 > 2007



SEE DIAGRAM 1. LINK TOGETHER PINS 1,5,16

Mazda 3,5,6,RX8



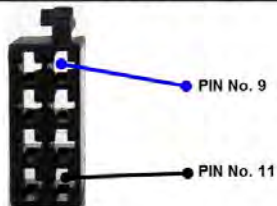
SEE DIAGRAM 1. LINK TOGETHER PINS 1,5,16,17

Mitsubishi Outlander, Lancer, Pajero, ASX 2007 >
Peugeot 4007 2008 >, Citroen C-ROSSER 2008 >



SEE DIAGRAM 1. LINK TOGETHER PINS 1,8,16,17

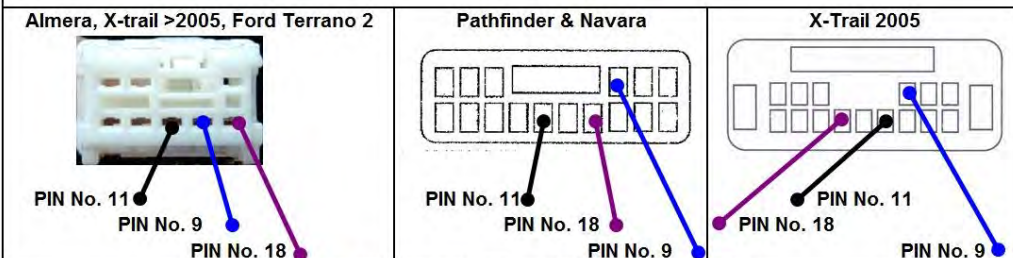

All OPEL 1999 > 2005



SEE DIAGRAM 1. LINK TOGETHER PINS 1,4,8,16,17

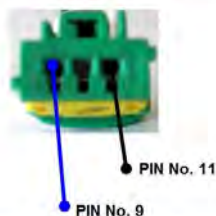
CONNECTORS ARE VIEWED FROM THE NON-WIRE ENTRY SIDE.

Nissan Micra, Navara, Note, Pathfinder, Qashqai, X-Trail, Ford Terrano 2



SEE DIAGRAM 1. LINK TOGETHER PINS 1,8,16

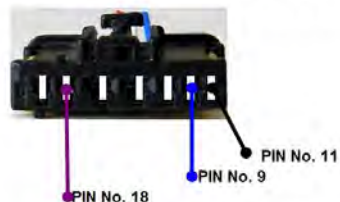
Peugeot 206 4-function switch 2000 >



NOTE:

Connector available under the steering wheel
 Der Anschlussstecker befindet sich unter dem Lenkrad
 Le connecteur est disponible sous le volant
 Il connettore e disponibile sotto il volante
 El conector esta situado debajo del volante.
SEE DIAGRAM 1. LINK TOGETHER PINS 1,8

Peugeot 206 6-function switch 2000 > 2002

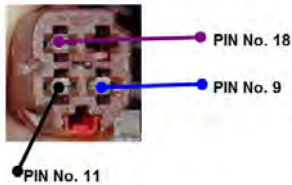


NOTE:

Connector available under the steering wheel
 Der Anschlussstecker befindet sich unter dem Lenkrad
 Le connecteur est disponible sous le volant
 Il connettore e disponibile sotto il volante
 El conector esta situado debajo del volante.
SEE DIAGRAM 1. LINK TOGETHER PINS 1,8

CONNECTORS ARE VIEWED FROM THE NON-WIRE ENTRY SIDE.

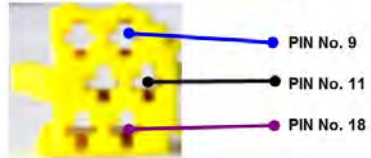
PEUGEOT 406 1999 >



NOTE:

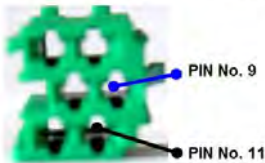
Connector available under the steering wheel
 Der Anschlussstecker befindet sich unter dem Lenkrad
 Le connecteur est disponible sous le volant
 Il connettore e disponibile sotto il volante
 El conector esta situado debajo del volante.
SEE DIAGRAM 1. LINK TOGETHER PINS 1,8

Peugeot 406, 806 1999 > 2000
 Peugeot Expert 1996 > 2003,
 Peugeot Partner VAN 1996 >
 Citroen Evasion/Synergie III 2000 > 2002
 Citroen Xsara II 1999 > 2001
 Citroen Xantia 200 > 2002



SEE DIAGRAM 1. LINK TOGETHER PINS 1,8

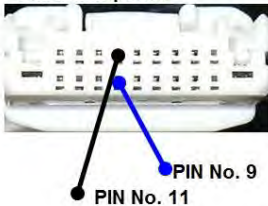
Rover 25, 45, 75 IOVOX Headunit



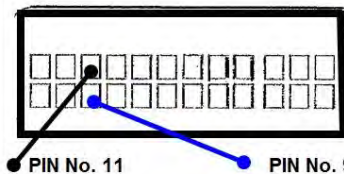
SEE DIAGRAM 1. LINK TOGETHER PINS 1,5,16

Subaru Impreza 2008, Subaru Forester.

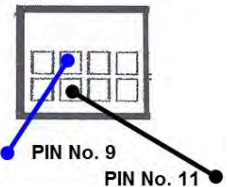
Subaru Impreza



Subaru Forester




OR



SEE DIAGRAM 1. LINK TOGETHER PINS 1,4,5,8,16


CONNECTORS ARE VIEWED FROM THE NON-WIRE ENTRY SIDE.

**Ssangyong Actyon 2006 >, Kyron 2005 >
Ssangyong Rexton**




SEE DIAGRAM 1. LINK TOGETHER PINS 1,4,8,16

Ssangyong Korando 2011 >




SEE DIAGRAM 1. LINK TOGETHER PINS 1,4,8,16

**Suzuki Swift 2005 >, Grand Vitara 2005 >
Suzuki SX4 2006 >, Fiat Sedici 2006 >**



SEE DIAGRAM 1. LINK TOGETHER PINS 1,4,5,

**Toyota Avensis 2003 >, Corolla Verso 2003 >, Previa 2003 >
Toyota RAV4 2003 >, Auris 2008 >**



SEE DIAGRAM 1. LINK TOGETHER PINS 1,5,8

WARRANTY

THIS PRODUCT IS COVERED BY TWO-YEAR GUARANTEE FOR ANY MANUFACTURING TROUBLES. THE WARRANTY IS VALID IF ACCOMPANIED BY THE INVOICE OF PURCHASE

The information in this guide are purely for information purposes, therefore, are subject to change without notice. At the time of publication the information is correct and reliable.
However the distributor can not be held responsible for any consequences resulting from errors or omissions